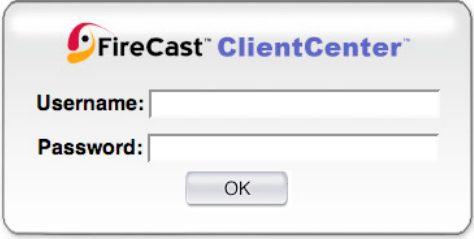


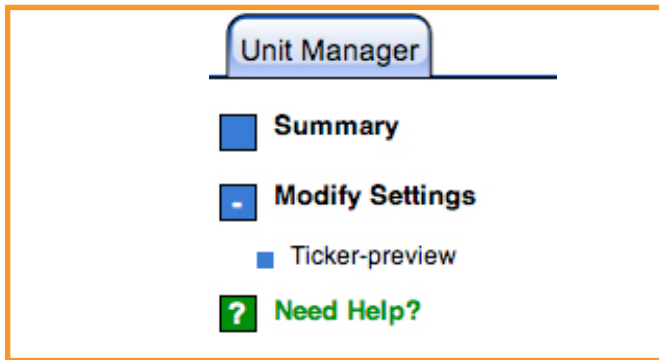
## on screen messaging instructions

Questions? email [jbarnes@mediplay.com](mailto:jbarnes@mediplay.com)

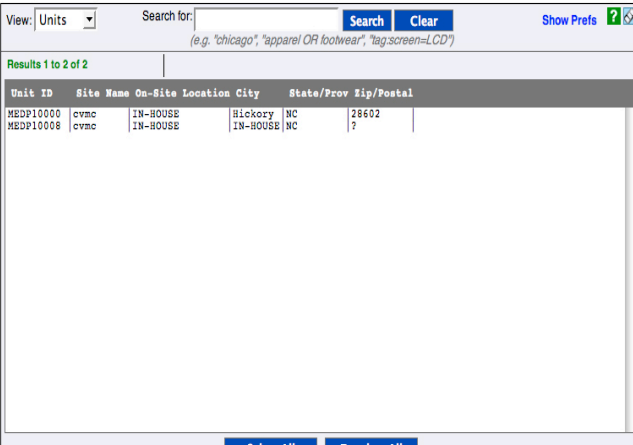


The screenshot shows the FireCast ClientCenter login interface. It features the FireCast logo at the top left, followed by the text "FireCast ClientCenter". Below this, there are two input fields: "Username:" and "Password:". An "OK" button is positioned at the bottom center of the form.

1. Go to wirespring.net
2. Insert your assigned username/password
3. Click **OK**.



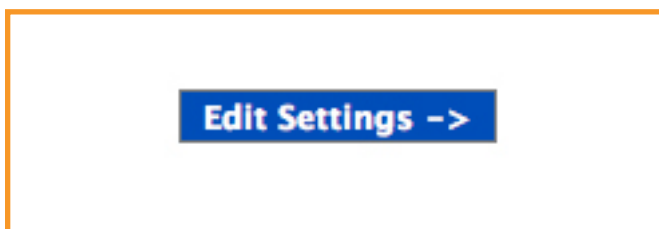
4. Click **Modify Settings**
5. Click **Ticker-Preview**



The screenshot shows a search results table for units. The table has columns for Unit ID, Site Name, On-Site, Location, City, State/Prov, and Zip/Postal. There are two rows of data. Below the table are "Select All" and "Deselect All" buttons.

Unit ID	Site Name	On-Site	Location	City	State/Prov	Zip/Postal
MEDP10000	cvnc	IN-HOUSE		Hickory	NC	28602
MEDP10008	cvnc	IN-HOUSE			NC	?

6. Click on the player who's ticker you would like to edit.



7. Click **Edit Settings**.

## on screen messaging instructions

Questions? email [jbarnes@mediplay.com](mailto:jbarnes@mediplay.com)

1. Enter your ticker text in the field titled "Text String"
2. Click **Save**. Update takes up to 10 minutes.

The screenshot shows the 'Ticker-preview Settings' form. The 'Text String' field is highlighted with an orange callout box. The callout box contains the text 'MEDP10000: INSERT CUSTOM TICKER TEXT HERE.' and a scrollable text area with the same text. The form includes various settings such as 'Content Source', 'Content Update Interval', 'RSS or HTML source URL', 'Style Sheet', 'Use Titles from RSS Feed', 'Use Descriptions from RSS Feed', 'Scroll Interval', 'Scroll Amount', 'Ticker Area Background Color', and 'Ticker Area Top Offset'. At the bottom, there are buttons for '<- Back', 'Reset', and 'Save'.

**Warning: DO NOT adjust any fields other than TEXT STRING. Doing so will cause your ticker to malfunction.**

Thank you!

For any questions or concerns email:  
[jbarnes@mediplay.com](mailto:jbarnes@mediplay.com)  
(o) 919.741.6547